


Esbelto™ Slab



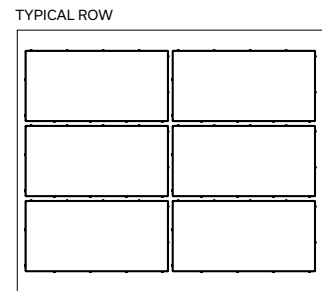
- Do not use vibrating plate
- Pedestrian - Designed to withstand pedestrian traffic
- Techniseal** 1 bag of sand covers approx. 165 ft²

Esbelto™ Slab

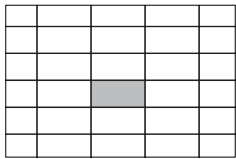


	DIMENSIONS (MM)	DIMENSIONS (IN)
	60 x 305 x 610	2 3/8 x 12 x 24
Weight/unit	28 kg	61 lb
Surface/unit	0.186 m ²	2.00 ft ²
Area/layer	1.11 m ²	12.00 ft ²
Area/cube	11.10 m²	10 Rows 120.00 ft²
Qty/cube	60 units	60 units
Weight/cube	1655 kg	3649 lb

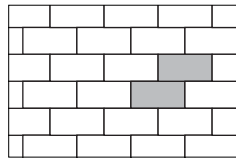
CODES	COLOURS
TEXTUREGUARD COLOURS	
12052376	Marbella
12052375	Silverstone
12052896	Hickory
PRESTIGE COLOURS	
12051114	Range Amber Beige - N
12051112	Range Scandina Grey - N
Sold in full cubes only Production location Metcalfe	



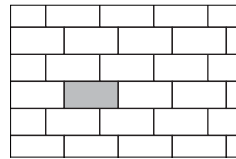
LAYING PATTERNS



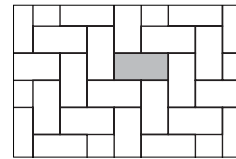
Checkerboard



Running Bond



Offset 1/3



Herringbone

TECHNICAL INFORMATION

Product	Standard	Flexural Strength	Compressive Strength	De-icing salts freeze-thaw durability	Density	Absorption	Dimension Tolerance*
Esbelto Slab	CSA A231.1	±4.5 MPa	N/A	225 g/m ² after 28 cycles 500 g/m ² after 49 cycles	N/A	N/A	Length: -1.0 to +2.0 mm Width: -1.0 to +2.0 mm Height: ±3.0 mm

* Concave or convex warpage in one dimension: up to and including 450 mm: 2.0 mm / over 450 mm: 3.00 mm

Cover snow removal tools with Teflon or neoprene protectors to minimize the risk of damage from scratches. Laying patterns are for design purposes only. Permacon shall not be responsible for excess or shortage of material.